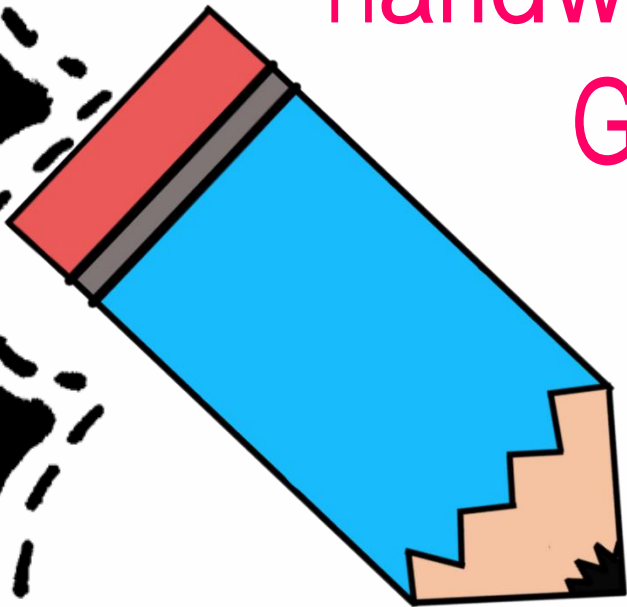


Writing Rubrics with Handwriting Paper for Grades K-2



Created By: Mrs. Lindsey
L o v i n' K i n d e r
g a r t e n

Ne1me: _____

My iHustrat ion meets the prompt.	D
I can use details in my iHustrat ion to tell more.	D
I can use at least 5 colors in my iHustrat ion.	D
I tried to write words using beginning letters/sounds.	D

Name: _____

I can begin my sentence with an uppercase letter.

We can play!

I can put finger spaces between words.



I can punctuate each sentence.

. ? !

My sentence makes sense.

We can play!



My handwriting is neat.

We can play! 😊

We can play! 😞

I can add picture details.



Name: _____

I can begin my sentence with an uppercase letter.

We can play!

☐

I can put finger spaces between words.

☐

I can punctuate each sentence.

. ? !

☐

My handwriting is neat.

We can play! 😊
We can play! 😞

☐




My sentence makes sense.

We can play!

☐

Name: _____

Title: _____

<p>I have a title for my writing.</p> <p>Title: _____</p>	<p>I can begin my sentence with an uppercase letter.</p> <p><u>We</u> can play!</p>	<p>I can put finger spaces between words.</p> 
<p>I can punctuate each sentence.</p> <p>. ? !</p>	<p>My sentence makes sense.</p> <p>We can play!</p> 	<p>I can spell my words correctly and use inventive spelling as needed.</p>
<p>My handwriting is neat.</p> <p>We can play! 😊 <i>We can play!</i> 😞</p>	<p>I can use descriptive words in my writing..</p>	<p>I can add picture details.</p> 

Title: _____

This image shows a full page of handwriting practice paper. It features four identical sets of horizontal guidelines arranged vertically. Each set is composed of three lines: a solid black line at the top, a dashed black line in the middle, and another solid black line at the bottom. These lines provide a structured framework for practicing letter formation and alignment. The background is white, and there are no other markings or text on the page.



Graphics Courtesy of:

[The 3AM Teacher](#)

[Krista Wallden](#)

[Hazel Owl](#)

[Graphics Created by Teacher Joe The Clip Art](#)

[Graphics Guy](#)

[First Grade Fancy](#)

Fonts


[Educasong](#)

[Hadar-Miss Kindergarten](#)

[Rowdy in Room 300](#)

[Tonya's Treats for Teachers](#)

[Jessica Ann Stanford](#)



©2014 Lindsey Levis: Lovin' Kindergarten. All rights reserved. Purchase of this unit entitles the purchaser the right to reproduce the pages in limited quantities for classroom use only. Duplication for an entire school, an entire school system or commercial purposes are strictly forbidden without written permission from the publisher. Lindsey Levis, linds852010@gmail.com. Copying any part of this product and placing it on the Internet in any form (even a personal/classroom website) is strictly forbidden and is a violation of the Digital Millennium Copyright Act (DCMA). These items can be picked up in a Google search and then shared worldwide for free.

Thank you for purchasing my unit. ☺
I hope you and your kiddos enjoy it.

This packet is to be used only by the original purchaser, unless multiple licenses are purchased.

Please remember to leave feedback to earn your TpT credits! If you have any questions or find a mistake please let me know.

<http://www.teacherspayteachers.com/Store/Mrs-Lindsey>

<http://lovinkindergartenwithmslindsey.blogspot.com>

linds852010@gmail.com

Mrs. Lindsey

